

THIS DRAWING IS UNPUBLISHED. RELEASED FOR PUBLICATION
 © COPYRIGHT BY TYCO ELECTRONICS CORPORATION. ALL RIGHTS RESERVED.

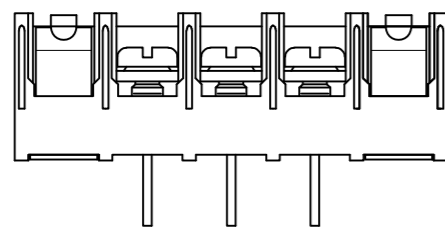
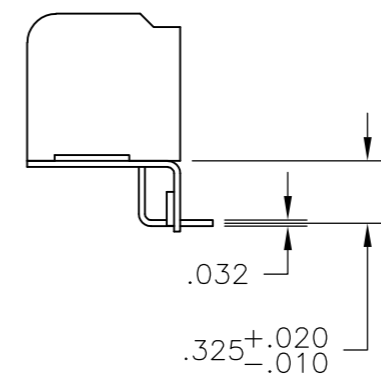
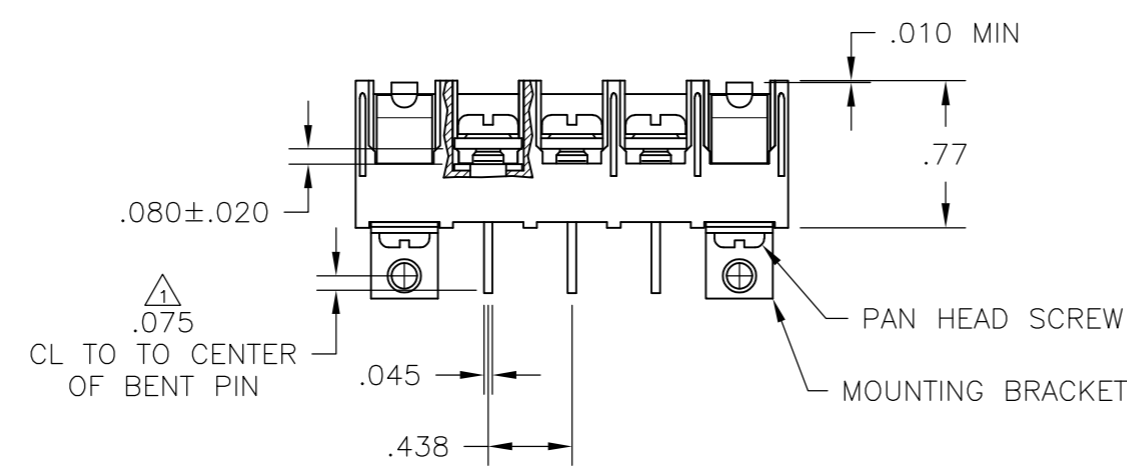
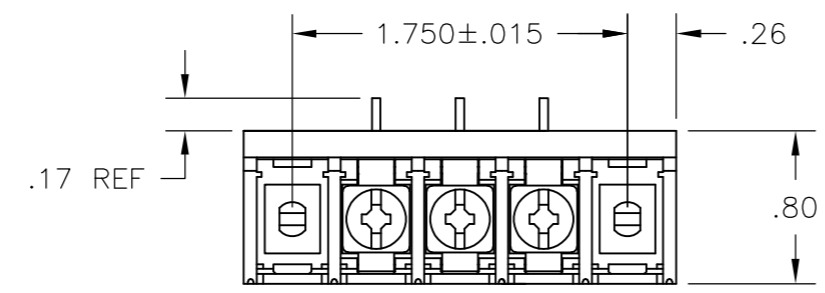
LOC	DIST	REVISIONS			
P	LTR	DESCRIPTION	DATE	DWN	APVD
FT	0	F	REVISED PER ECO-08-010814	15MAY08	HMR MZ

MATERIAL:
 HOUSING: THERMOPLASTIC, UL94V-0, BLACK.
 TERMINAL: BRIGHT TIN PLATED COPPER ALLOY.
 SCREWS: 8-32, ZINC PLATED STEEL.

ELECTRICAL:
 CURRENT RATING: 30A
 VOLTAGE RATING: 600V
 WIRE RANGE: 10-18 AWG (UL)
 10-22 AWG (CSA)

MECHANICAL:
 RECOMMENDED TORQUE: 20 IN-LB.
 OPERATING TEMP: -40°C TO +120°C
 RECOMMENDED PCB HOLE: ϕ .073

△ 1 ONLY 1-1546160-0.



2-1546160-0

SEE FIGURE	2	3	8WWV-03-654	2-1546160-0
△ 1	2	3	8WWV-03-420	1-1546160-0
	PAN HEAD SCREW	MOUNTING BRACKET	NO OF POS	TE PART NO.

THIS DRAWING IS A CONTROLLED DOCUMENT.		DWN S SCHLEGEL 4/2/03	Tyco Electronics Corporation Harrisburg, PA 17105-3608	
DIMENSIONS: INCHES		CHK H WAKEEM 4/2/03	NAME	
TOLERANCES UNLESS OTHERWISE SPECIFIED:		APVD H WAKEEM 4/2/03	8WWV-03-420 ASSEMBLY	
0 PLC ± -		PRODUCT SPEC	SIZE CAGE CODE DRAWING NO RESTRICTED TO	
1 PLC ± -		APPLICATION SPEC	A3 00779 C-1-1546160-0	
2 PLC ± .01		WEIGHT -	SCALE 1:1 SHEET 1 OF 1 REV F	
3 PLC ± .005		CUSTOMER DRAWING		
4 PLC ± - ± 1'				
MATERIAL -				
FINISH -				